











# Full Marathon. Start Area Map

## Legend

- |   |              |   |                      |
|---|--------------|---|----------------------|
|  | Info Desk    |  | Pedestrian Footpath  |
|  | Toilets      |  | Course               |
|  | Coffee Cart  |  | Bag Drop-off         |
|  | Car Drop-off |  | Shuttle Bus Drop-off |
|  | Parking      |  | PURE Aid Station     |

